

# EBLS Hidden grilles with removable central core and retractable frame.

**NEW ARRIVAL**



## Description

Linear grilles with horizontal aluminium fixed bars with 0° or 15° deflection. Retractable frame.

## Characteristics

Material: aluminium.  
Finish: anodized.  
Frame: natural aluminium.  
Installation: fixing with screws

## Use

Grilles used in air conditioning and ventilation systems for both supply and return.

They can be installed on the ceiling and on the wall.

## Models

EBLS 20/0°: with retractable frame, fixed front pull-out bars with 0° deflection;

EBLS 21/0°: with retractable frame, fixed front pull-out bars with 0° deflection and pivoting rear flaps;

EBLS 20/15°: with retractable frame, fixed front pull-out bars with 15° deflection;

EBLS 21/15°: with retractable frame, fixed front pull-out bars with 15° deflection and pivoting rear flaps.

## Accessories

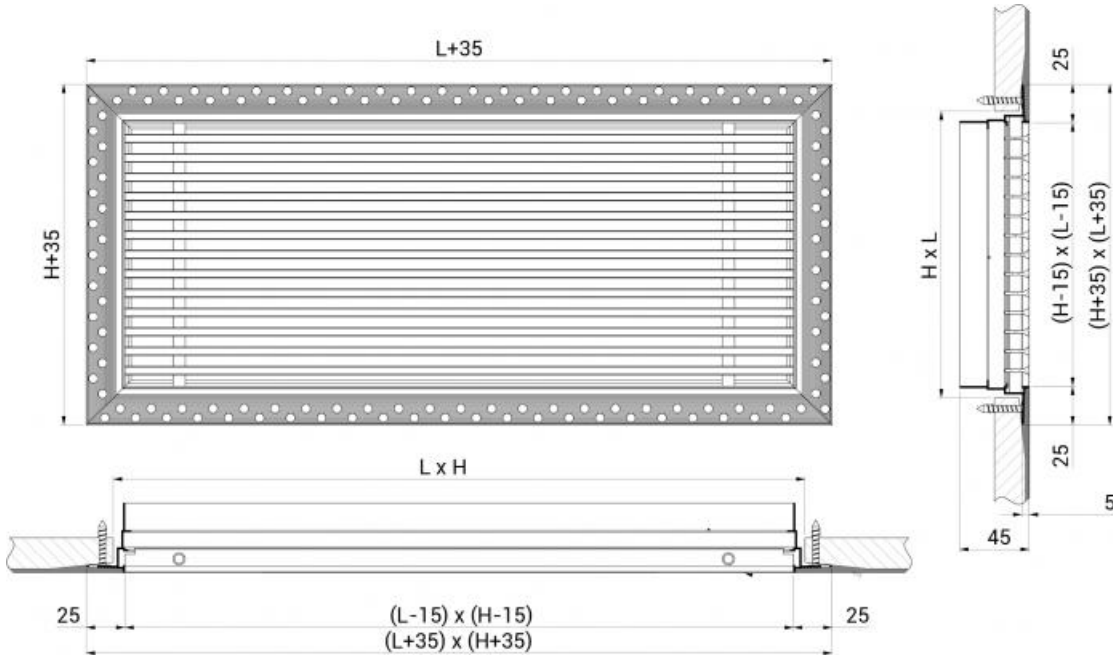
- EPZ plenum galvanized;
- EPI plenum isolated;
- SC calibration damper in galvanized steel with fins with opposing movement;
- Continuity kit;
- Air intake filter EFEBs.

## On demand

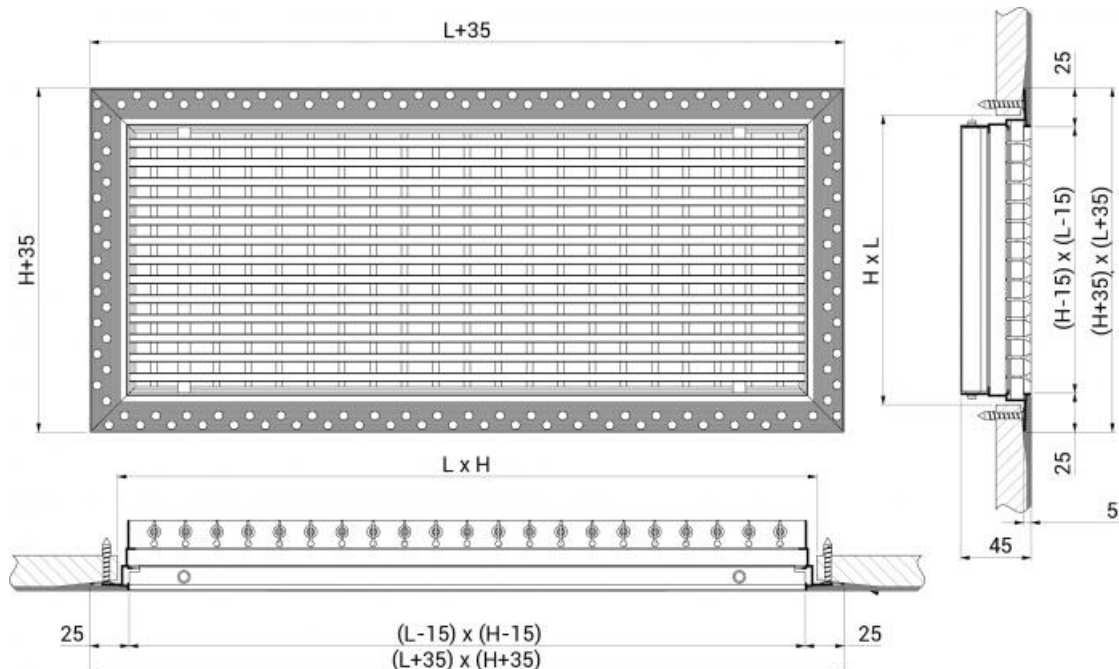
Paint colour RAL9016 or other colours of your choice.

## DimensionS EBLs 20/0°

All dimensions are expressed in mm.



## Dimensions EBLs 21/0°



## Operating data

Vk: effective speed (m/s)

m<sup>3</sup>/h: air flow

Pa: pressure drop in Pascal

L1 (m): data referring to a terminal throw velocity Vt = 0.25 m/s and with a temperature differential of 10/12°C in ceiling installation (not higher than 3 m); for longer distances, it needs to correct the throw multiplying it by 0,7.


dB(A): noise level

Dimensions are expressed in mm.


dimension LxH	effective section m <sup>2</sup>	Vk 3 m/s		Vk 4 m/s		Vk 5 m/s	
		m <sup>3</sup> /h	L1	m <sup>3</sup> /h	L1	m <sup>3</sup> /h	L1
400x75	0,015	160	2,8	213	3,8	266	4,7
500x75	0,019	201	3	268	3,9	335	4,9
600x75	0,022	243	3,1	323	4,1	404	5,1
800x75	0,030	326	3,3	434	4,3	543	5,4
1000x75	0,038	408	3,4	545	4,5	681	5,7
400x100	0,020	216	2,9	292	3,8	365	4,8
500x100	0,026	276	3	367	4	459	5
600x100	0,031	332	3,1	443	4,2	554	5,2
800x100	0,041	446	3,3	595	4,4	743	5,5
1000x100	0,052	560	3,5	746	4,6	933	5,8
400x125	0,026	278	2,9	370	3,9	463	4,9
500x125	0,032	350	3,1	467	4,1	583	5,1
600x125	0,039	422	3,2	563	4,2	703	5,3
800x125	0,052	566	3,4	755	4,5	944	5,6
1000x125	0,066	711	3,5	947	4,7	1184	5,9
400x150	0,031	337	3	449	4	561	5
500x150	0,039	424	3,1	566	4,2	707	5,2
600x150	0,047	512	3,3	682	4,3	853	5,4
800x150	0,064	687	3,4	916	4,6	1145	5,7
1000x150	0,080	862	3,6	1149	4,8	1436	6
400x200	0,042	455	3,1	607	4,2	758	5,2
500x200	0,053	573	3,3	764	4,4	955	5,4
600x200	0,064	691	3,4	922	4,5	1152	5,6
800x200	0,086	927	3,6	1237	4,8	1546	6
1000x200	0,108	1164	3,8	1552	5	1940	6,3
Pa		5		10		15	
dB(A)		25 / 32		33 / 39		38 / 44	

## Construction details

Hidden profile, to be trimmed with skimming plaster



Perforated frame for a greater adherence of plaster for skimming



EFEBLS Filter

Possibility of extracting fixed bars for better service

#### EFEBLS air intake filter



6 mm thick rigid polyurethane air intake filter without frame.

Physical properties	Measure	Standard	Result
Porosity	ppi - pores per inch		15-25
Density	kg/m <sup>3</sup>	ISO 845	55
Compression resistance	kPa at 25% compression (20°C)	ASTM D1564 70	
Ultimate elongation	%	ISO 1798	35
Tensile strength	kPa	ISO 1798	200
Tear strength	Nm/cm	ASTM D1564 15	
Flame behaviour			NFR

Note:  
The material is None Flame Retardant.

#### SC calibration damper

SC galvanized steel calibration damper with fins with opposing movement.




### Continuity kit

---

The continuity kit is a necessary accessory to create continuous lines of linear nozzles longer than one meter. It consists of two junction plates that allow the alignment and connection of two components of the line.

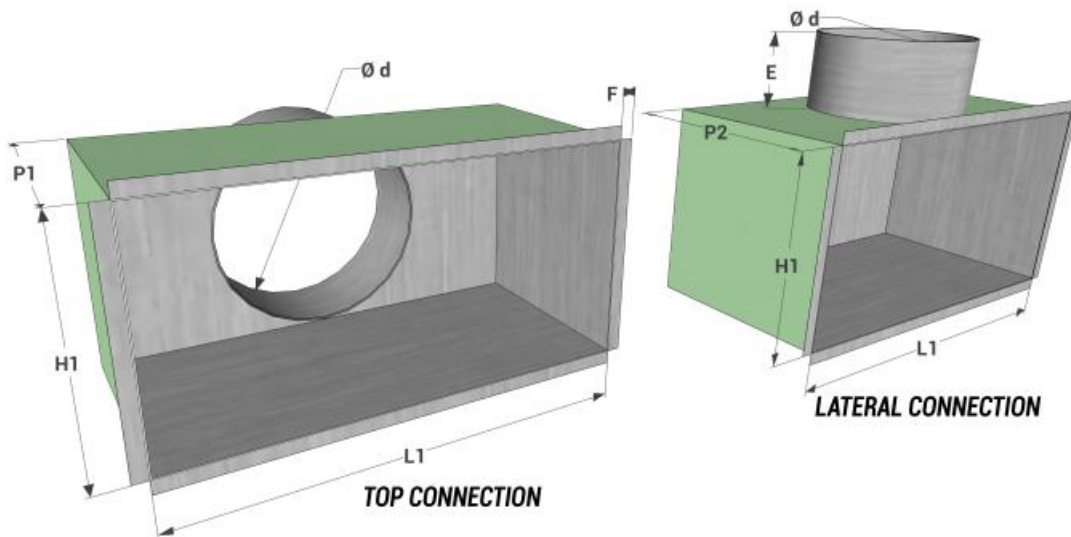
NOTE: The continuity kit means that the nozzle pack is not removable but fixed.

```
phpThumb() v1.7.14-201507071049  
http://phpthumb.sourceforge.net  
Error messages disabled.  
edit phpThumb.config.php and (temporarily) set  
$PHPThumb_CONFIG['disable_debug'] = false;  
to view the details of this error
```



### Plenum

---



All dimensions are expressed in mm.

model L1 x H1	upper air connection			side air connection			E	F	model L1 x H1	upper air connection			side air connection			E	F
	P1	n° connection	Ø d	P2	n° connection	Ø d				P1	n° connection	Ø d	P2	n° connection	Ø d		
400x75	-	-	-	150	2	98	80	12	800x125	200	2	123	230	2	123	80	12
500x75	-	-	-	150	2	98	80	12	1000x125	200	3	123	230	3	123	80	12
600x75	-	-	-	150	2	98	80	12	400x150	200	1	148	250	1	148	80	12
800x75	-	-	-	150	2	98	80	12	500x150	200	2	148	250	2	148	80	12
1000x75	-	-	-	150	2	98	80	12	600x150	200	2	148	250	2	148	80	12
400x100	200	2	98	200	2	98	80	12	800x150	200	2	148	250	2	148	80	12
500x100	200	2	98	200	2	98	80	12	1000x150	200	3	148	250	3	148	80	12
600x100	200	2	98	200	2	98	80	12	400x200	200	1	198	300	1	198	80	12
800x100	200	2	98	200	2	98	80	12	500x200	200	1	198	300	1	198	80	12
1000x100	200	3	98	200	3	98	80	12	600x200	200	2	198	300	2	198	80	12
400x125	200	1	123	230	1	123	80	12	800x200	200	2	198	300	2	198	80	12
500x125	200	2	123	230	2	123	80	12	1000x200	200	2	198	300	2	198	80	12
600x125	200	2	123	230	2	123	80	12									

### Price list

Note: painted white RAL9016 + 20%.

dimensioni	EBLS20/0°		EBLS20/15°		EBLS21/0°		EBLS21/15°	
	LxH	euro	LxH	euro	LxH	euro	LxH	euro
400x75		▼		▼		▼		▼
500x75		▼		▼		▼		▼
600x75		▼		▼		▼		▼
800x75		▼		▼		▼		▼
1000x75		▼		▼		▼		▼
400x100		▼		▼		▼		▼
500x100		▼		▼		▼		▼
600x100		▼		▼		▼		▼
800x100		▼		▼		▼		▼
1000x100		▼		▼		▼		▼
400x125		▼		▼		▼		▼
500x125		▼		▼		▼		▼
600x125		▼		▼		▼		▼
800x125		▼		▼		▼		▼
1000x125		▼		▼		▼		▼
400x150		▼		▼		▼		▼
500x150		▼		▼		▼		▼
600x150		▼		▼		▼		▼
800x150		▼		▼		▼		▼
1000x150		▼		▼		▼		▼
400x200		▼		▼		▼		▼
500x200		▼		▼		▼		▼
600x200		▼		▼		▼		▼
800x200		▼		▼		▼		▼
1000x200		▼		▼		▼		▼

### Continuity kit

Kit for continuous line	euro
continuity kit	▼

### Accessories

All dimensions are expressed in mm.

model L1 x H1	upper air connection		side air connection		damper SC	EFEBLS Filters for EBIS 20
	EPZ galvanized plenum	EPI isolated plenum	EPZ galvanized plenum	EPI isolated plenum		
L1xH1	euro	euro	euro	euro	euro	euro
400x75	-	-	∨	∨	∨	∨
500x75	-	-	∨	∨	∨	∨
600x75	-	-	∨	∨	∨	∨
800x75	-	-	∨	∨	∨	∨
1000x75	-	-	∨	∨	∨	∨
400x100	∨	∨	∨	∨	∨	∨
500x100	∨	∨	∨	∨	∨	∨
600x100	∨	∨	∨	∨	∨	∨
800x100	∨	∨	∨	∨	∨	∨
1000x100	∨	∨	∨	∨	∨	∨
400x125	∨	∨	∨	∨	∨	∨
500x125	∨	∨	∨	∨	∨	∨
600x125	∨	∨	∨	∨	∨	∨
800x125	∨	∨	∨	∨	∨	∨
1000x125	∨	∨	∨	∨	∨	∨
400x150	∨	∨	∨	∨	∨	∨
500x150	∨	∨	∨	∨	∨	∨
600x150	∨	∨	∨	∨	∨	∨
800x150	∨	∨	∨	∨	∨	∨
1000x150	∨	∨	∨	∨	∨	∨
400x200	∨	∨	∨	∨	∨	∨
500x200	∨	∨	∨	∨	∨	∨
600x200	∨	∨	∨	∨	∨	∨
800x200	∨	∨	∨	∨	∨	∨
1000x200	∨	∨	∨	∨	∨	∨